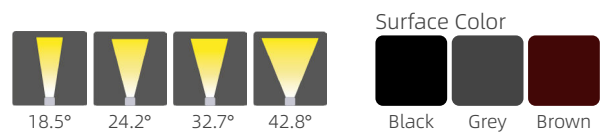
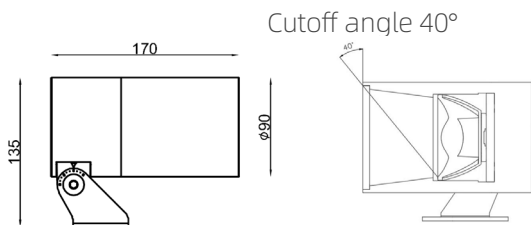


# Spec guide

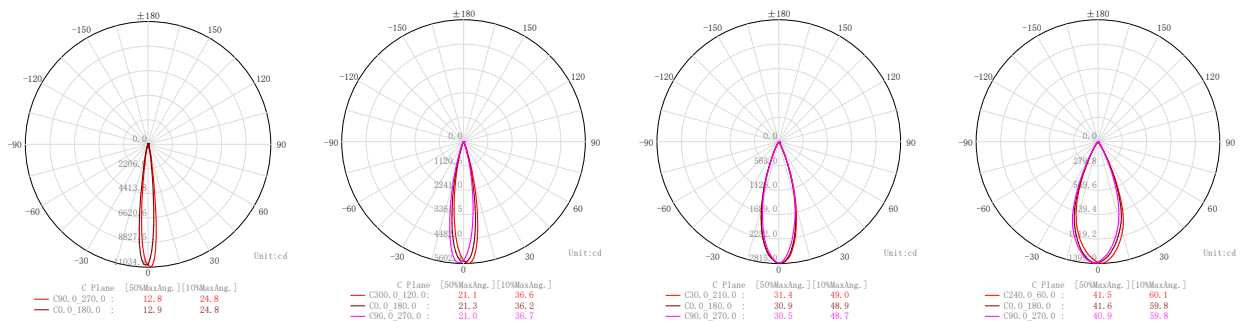


- Luminus/Bridgelux LED chip, CRI 90.
- Deep anti-glare, cutoff angle 40°, with honeycomb accessory
- The lamp housing uses aluminum CNC processing + aluminum radiator structure.
- Snoot, spike, surface mount base, pole, J-bolt, pole mounting kits are optional accessories
- Many beam angles optional, uniform light distribution, no spill light.
- AkzoNobel coating, 1000H salt spray test, suitable for projects close to sea.
- Suitable for facade, landscape and other places.



Item No.	Power	Beam Angle	lumen(3000K)	Input Voltage
VISTA-5	25W	18.5° 24.2° 32.7° 42.8°	1181 lm	DC24V DC48V AC240V

## Light distribution curve



## CCT - CRI

2700K - CRI > 90  
 3000K - CRI > 90  
 3500K - CRI > 90  
 4000K - CRI > 90  
 RGB DMX512  
 RGBW DMX512

## IP - IK rating

IP66  
 IK09

## Dimmable

Triac  
 PWM  
 0~10V  
 DALI

## Accessories

