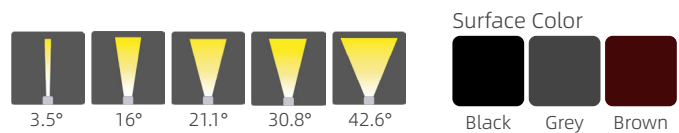
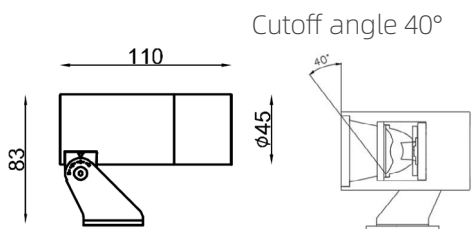


Spec guide

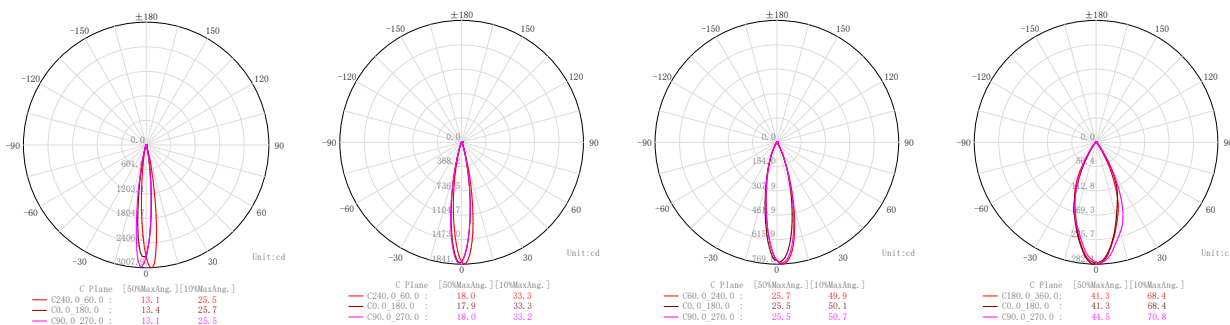


- Luminus/Bridgelux LED chip, CRI 90.
- Deep anti-glare, cutoff angle 40°, with honeycomb accessory
- The lamp housing uses aluminum CNC processing + aluminum radiator structure.
- Snoot, spike, surface mount base, pole, J-bolt, pole mounting kits are optional accessories
- Many beam angles optional, uniform light distribution, no spill light.
- AkzoNobel coating, 1000H salt spray test, suitable for projects close to sea.
- Suitable for facade, landscape and other places.



Item No.	Power	Beam Angle	lumen(3000K)	Input Voltage
VISTA-3	8W	3.5° 16° 21.1° 30.8° 42.6°	307 lm	DC24V DC48V AC240V

Light distribution curve



CCT - CRI

2700K - CRI > 90
 3000K - CRI > 90
 3500K - CRI > 90
 4000K - CRI > 90
 RGB DMX512
 RGBW DMX512

IP - IK rating

IP66
 IK07

Dimmable

Triac
 PWM
 0~10V
 DALI

Accessories

